

Product Flatrate Shipping

USER MANUAL VER. 1.0.0

Table of Contents

I. Overview.....	3
II. Configuration	3
III. Vendor Flatrate Shipping Configuration	4
IV. Setup shipping cost for each product.....	5
V. Support.	5

I. Overview.

Product Flatrate Shipping is a new shipping method for marketplace extension that allows vendor to add shipping cost for each product based on countries. Vendor can also set the default rate for all products.

II. Configuration

From admin cpanel go to menu System -> Configuration. Click to Shipping Methods tab. Click to "Vendor Shipping Product" to explain the field set.

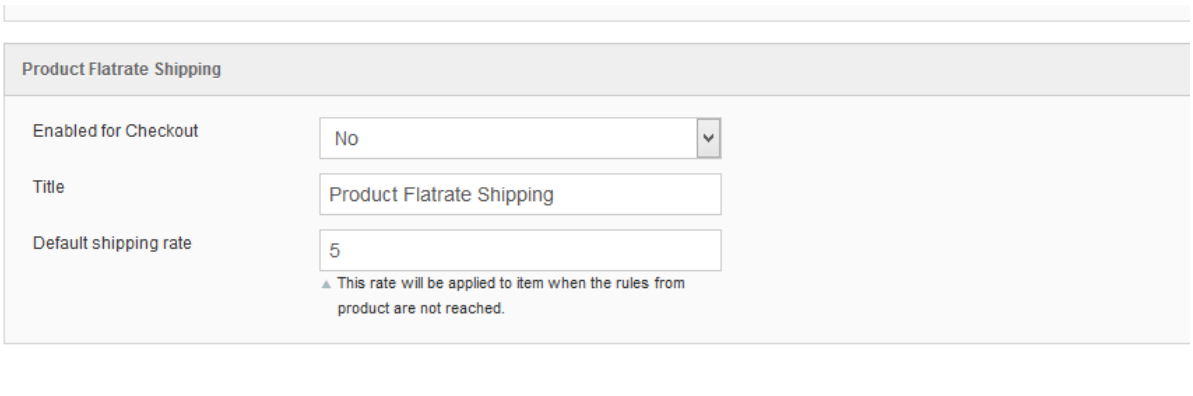
Vendor Flat Rate		
Vendor Product Flatrate		
Enabled	<input type="text" value="Yes"/>	[STORE VIEW]
Title	<input type="text" value="Vendor Product Flatrate"/>	[STORE VIEW]

Table Rates
Flat Rate
Free Shipping

- Enabled: This option is used to activate or deactivate the shipping method.
- Title: The title of the shipping method.

III. Vendor Flatrate Shipping Configuration

Vendor can click to Configuration top link then click to Shipping tab to setup his Product flatrate shipping.





The screenshot shows a web form titled "Product Flatrate Shipping". It contains three input fields: "Enabled for Checkout" with a dropdown menu set to "No", "Title" with the text "Product Flatrate Shipping", and "Default shipping rate" with the value "5". Below the "Default shipping rate" field, there is a small warning icon and text: "▲ This rate will be applied to item when the rules from product are not reached."

Here vendor can enable/disable the shipping method, set title for the method and set the default shipping cost for all products.

IV. Setup shipping cost for each product

From vendor cpanel, edit a product. There is new product field that allows vendor to setup shipping cost.

Shipping Cost		Country	Price	Action
		--Everywhere Else--	10.00	
		United States	20.00	
			+ Add Shipping Option	

Prices	
Price *	85.00
	USD1

Just select the country and set the price for each row.

V. Support.

If you need support or have questions directly related to Marketplace extension, please use our Online Message Form to contact our support team or send us an email at: support@vnecoms.com.

Best Regards,
VnEcoms Team